

Common *Residential* Electric Rates 2026



The rate you are currently billed under is listed on your bill. Please review this entire guide to determine which rate is best suited for you. You may have made significant changes in the way you use electricity at your home and may find another rate more appropriate.

Please note that the charges shown in this guide do not include various adjustments that PSEG Long Island includes in its bill. It is important to note that your bill also includes a Power Supply Charge at a cost per kWh basis. For a further explanation, see the sections regarding “Additional Information” and “Other Charges.”

Religious organizations, veterans’ organizations and qualified community residences may choose service under an appropriate residential or non-residential service classification, subject to a minimum term of one year.

If you would like further information,
please call **1-800-490-0025** or
visit our Web site at **psegliny.com**.

Important information, keep for your records.



PSEG LONG
ISLAND

How to *Save* on Time-of-Day

Use these appliances during off-peak hours to optimize savings:



Air conditioner



Dishwasher



EV charger



Washer



Dryer



Pool pump

Peak Hours:

3 PM to 7 PM weekdays

Off-Peak Hours

Remaining 20 hours on weekdays and all day on weekends and federal holidays.

To learn more about the new Time-of-Day Rate, visit [**psegliny.com/timeofday**](https://psegliny.com/timeofday).

Table of Contents

Contacting PSEG Long Island	3
What Makes Up the Cost of Electric Service?	4
Common Residential Electric Rates	5
Time-of-Day Rates	6
Optional Rates	7
Closed Rates	8
Additional Information	10
Other Charges	10

Contacting PSEG Long Island

By Phone

You can report an electric emergency 24 hours a day, seven days a week. All general inquiries will be answered Monday - Friday from 8 AM to 8 PM, excluding holidays.

To Report an Electrical Emergency
1-800-490-0075

Billing & General Inquiries/Automated Account Services
1-800-490-0025

To Report a Theft of Service
631-755-6871

Additional Customer Services

1-800-490-0025

- Critical Care Program
- Friendly Follow-Up Program
- Medical Emergencies
- Peace of Mind Program

Energy Efficiency Infoline
1-800-692-2626

Se Habla Español
1-800-490-0085

Outside Metro New York area
631-755-6000

Hearing or Speech-Impaired
711

Online
psegliny.com

In-person Payments

Find a Western Union location at <https://location.westernunion.com> or scan this code with your phone's camera.



What Makes Up the Cost of Electric Service?

The total cost of electric service is made up of various charges. The two most significant are:

- Delivery & System Charges –
the cost to bring electricity to you
- Power Supply Charges –
the cost of the electricity you’ve used

When we talk about PSEG Long Island’s “rates,” this refers only to **Delivery & System Charges**. Unlike the cost of power, these charges do not fluctuate with market conditions and are set by the Long Island Power Authority. The Delivery & System Charges also include certain transition charges collected on behalf of the Utility Debt Securitization Authority and a daily service charge. This “Basic Service” charge is simply the very minimum cost to provide a 24/7 connection to the electric system.

The **Power Supply Charge** is subject to fluctuations that occur in the energy marketplace. PSEG Long Island does not own power generation facilities. Therefore, as with all other electric utilities in New York State, PSEG Long Island purchases the power necessary to meet our customers’ needs, including an appropriate reserve margin. This cost is made up of both power purchased directly and the cost of fuel used to generate electricity. In addition to appearing on your bill, the current Power Supply Charge can be found at psegliny.com/rates.

The electric rate on your bill is determined by what you use electricity for. The following pages provide detailed descriptions of our rates and their pricing. Compare the rate shown on your bill with its description here to ensure that you are billed under the correct rate.

For the other charges included in your bill see page 10.

Common Residential Electric Rates

PSEG Long Island’s Standard Electric Rate

Our standard residential electric rate is Rate 194, also known as a “Time-of-Day, Off-Peak” (TOD) rate.

As the name suggests, TOD prices vary based on the time of day you use electricity, with peak and off-peak times. This is unlike a traditional “flat” rate (Rate 180), which charges the same price all day.

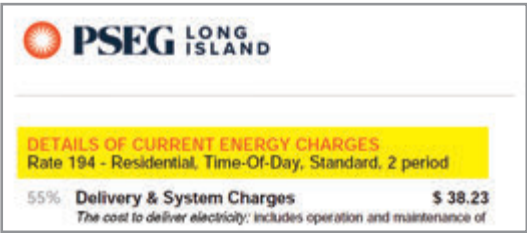
During peak hours, when it costs more to produce electricity, prices are higher than on a flat rate. During off-peak hours, prices are lower than on a flat rate, offering you the opportunity to save.

Rate 180 remains available as an option.

Time-of-Day Options

We also offer Rate 195: “Time-of-Day, Super Off-Peak.” This rate’s overnight Super Off-Peak period offers a deep discount intended for electric vehicle charging.

Your rate is shown on the back of your bill in the “Details of Current Energy Charges” section.



The following pages contain descriptions and pricing for our most common residential rates.

Complete rate information is available in the “Tariff for Electric Service” at psegliny.com/rates.

“Time-of-Day” Rates

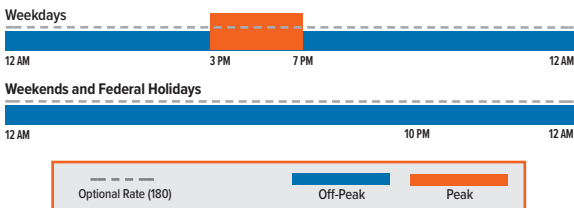
Effective January 1, 2024, the standard residential rate is Rate 194. This rate and optional Rate 195 are Time-of-Day rates. Off-Peak prices offer a discount from Rate 180, 88% of the year. See page 5 for more information.

Rate 194/D194*: Residential, Time-of-Day, Off-Peak

Time Period	June - Sept.	Oct. - May
Daily Service Charge: (Per Day)	\$0.5600	\$0.5600
Off-Peak - All hours outside Peak hours		
Delivery Charge: per kWh	\$0.1093	\$0.0929
Power Supply Charge: 83% of monthly published rate		

Peak - 3 PM - 7 PM Weekdays (except federal holidays)

Delivery Charge: per kWh	\$0.2217	\$0.1885
Power Supply Charge: 195.05% (summer)/213.40% (non-summer) of monthly published rate		
Power Supply Charge adjusts monthly based on energy market prices. Current price can be found online at psegliny.com/rates		



Rate 195/D195*: Residential, Time-of-Day, Super Off-Peak

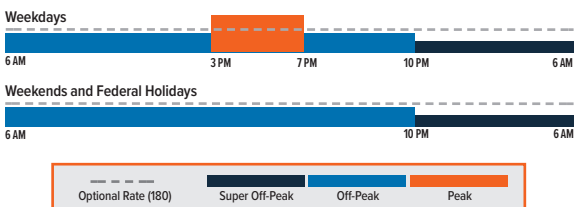
Time Period	June - Sept.	Oct. - May
Daily Service Charge: (Per Day)	\$0.5600	\$0.5600
Super Off-Peak - 10 PM - 6 AM every day		
Delivery Charge: per kWh	\$0.0452	\$0.0450
Power Supply Charge: 60% of monthly published rate		

Off-Peak - All hours outside Super Off-Peak and Peak hours

Delivery Charge: per kWh	\$0.1388	\$0.0929
Power Supply Charge: equal to monthly published rate		

Peak - 3 PM - 7 PM Weekdays (except federal holidays)

Delivery Charge: per kWh	\$0.2979	\$0.2440
Power Supply Charge: 174.19% (summer) / 196.88% (non-summer) of monthly published rate		
Power Supply Charge adjusts monthly based on energy market prices. Current price can be found online at psegliny.com/rates		



Optional Rates

Effective January 1, 2024, Rate 180 is an optional rate. Eligible accounts that were on 180 have been transferred to Rate 194.

Rate 180/D180* - Residential, General Use

Applies to customers who use electricity for general use (i.e., lights and appliances) and water heating, but not for space heating.

Time Period	June - Sept.	Oct. - May
Daily Service Charge: (Per Day)	\$0.5600	\$0.5600
24 hours a day / 7 days a week		
Delivery Charge: per kWh		
First 250 kWh	\$0.1064	\$0.1064
Excess 250 kWh	\$0.1348	\$0.1064
Power Supply Charge: 100% of monthly published rate		
Power Supply Charge adjusts monthly based on energy market prices. Current price can be found online at psegliny.com/rates		

Rate 580/D580* - Residential, Home Heating

Applies to customers who heat the entire building solely with an electric heat system, with the exception of fireplaces and coal/wood burning stoves.

Time Period	June - Sept.	Oct. - May
Daily Service Charge: (Per Day)	\$0.5600	\$0.5600
24 hours a day / 7 days a week		
Delivery Charge: per kWh		
First 250 kWh	\$0.1064	\$0.1064
Next 150 kWh	\$0.1348	\$0.1064
Excess 400 kWh	\$0.1348	\$0.0585
Power Supply Charge: 100% of monthly published rate		
Power Supply Charge adjusts monthly based on energy market prices. Current price can be found online at psegliny.com/rates		

*If billed on the discounted Household Assistance Program, a “D” precedes the rate number and the rate description includes “Household Assistance.” See page 10 for more information.

Closed “Time-of-Use” Rates

The rates below are closed to new customers and those already on another rate. For available Time-of-Day rates, see page 6. Power Supply Charge adjusts monthly based on energy market prices. View current price online at psegliny.com/rates.

Rate 190/D190*: Residential, TOU, Short Peak (3 hour)

Super Off-Peak from 10 PM to 6 AM, three-hour Peak from 4 PM to 7 PM, Off-Peak all other hours.

190

Time Period	June - Sept.	Oct. - Nov. April - May	Dec. - March
Daily Service Charge: (Per Day)	\$0.5600	\$0.5600	\$0.5600
Super Off-Peak - 10 PM- 6 AM, every day			
Delivery Charge: per kWh	\$0.0694	\$0.0694	\$0.0694
Power Supply Charge: 60% of monthly published rate			
Off-Peak - All hours outside Super Off-Peak and Peak hours			
Delivery Charge: per kWh	\$0.1157	\$0.1157	\$0.1157
Power Supply Charge: equal to monthly published rate			
Peak - 4 PM - 7 PM Weekdays (except Federal holidays)			
Delivery Charge: per kWh	\$0.2697	\$0.1698	\$0.2222
Power Supply Charge: 208.85% of monthly published rate			

Rate 191/D191*: Residential, TOU, Late Peak (4 hour)

Super Off-Peak from 11 PM to 7 AM, four-hour Peak from 4 PM to 8 PM, Off-Peak all other hours.

191

Time Period	June - Sept.	Oct. - Nov. April - May	Dec. - March
Daily Service Charge: (Per Day)	\$0.5600	\$0.5600	\$0.5600
Super Off-Peak - 11 PM- 7 AM, every day			
Delivery Charge: per kWh	\$0.0694	\$0.0694	\$0.0694
Power Supply Charge: 60% of monthly published rate			
Off-Peak - All hours outside Super Off-Peak and Peak hours			
Delivery Charge: per kWh	\$0.1157	\$0.1157	\$0.1157
Power Supply Charge: equal to monthly published rate			
Peak - 4 PM - 8 PM Weekdays (except Federal holidays)			
Delivery Charge: per kWh	\$0.2324	\$0.1466	\$0.1862
Power Supply Charge: 176.42% of monthly published rate			

Rate 192: Residential, TOU, Early Peak (4 hour)

Super Off-Peak from 10 PM to 6 AM, four-hour Peak from 3 PM to 7 PM, Off-Peak all other hours.

192			
Time Period	June - Sept.	Oct. - Nov. April - May	Dec. - March
Daily Service Charge: (Per Day)	\$0.5600	\$0.5600	\$0.5600
Super Off-Peak -10 PM- 6 AM, every day			
Delivery Charge: per kWh	\$0.0694	\$0.0694	\$0.0694
Power Supply Charge: 60% of monthly published rate			
Off-Peak - All hours outside Super Off-Peak and Peak hours			
Delivery Charge: per kWh	\$0.1157	\$0.1157	\$0.1157
Power Supply Charge: equal to monthly published rate			
Peak - 3 PM - 7 PM Weekdays (except Federal holidays)			
Delivery Charge: per kWh	\$0.2336	\$0.1578	\$0.1972
Power Supply Charge: 185.82% of monthly published rate			

Rate 193: Residential, TOU, Overnight

Day rate from 6 AM to 11 PM, Night rate from 11 PM to 6 AM, every day.

193		
Time Period	June - Sept.	Oct - May
Daily Service Charge: (Per Day)	\$0.5600	\$0.5600
Night - 11 PM- 6 AM, every day		
Delivery Charge: per kWh	\$0.0694	\$0.0694
Power Supply Charge: 60% of monthly published rate		
Day - 6 AM - 11 PM, every day		
Delivery Charge: per kWh	\$0.1438	\$0.1173
Power Supply Charge: 113.42% of monthly published rate		

Additional Information

Household Assistance Program

(identified by a “D” in front of the rate code) – Discount for customers participating in at least one of the following programs in the last 12 months: Child Health Plus, Federal Lifeline Program, Federal Public Housing Assistance, HEAP, Medicaid, SNAP, Family Assistance (FA) or Safety Net Assistance (SNA), SSI, United States Veterans Disability Pension/Surviving Spouse Pension - Non-Service Connected Disability, Veterans Pension or Survivors Benefit. If you would like further information, please call **1-800-490-0025** or visit our website at **psegliny.com**.

The PSEG Long Island Green Choice Program is a voluntary program, in which PSEG Long Island customers may elect to purchase environmental attributes created by renewable energy to further encourage the development of this resource. A customer participating in the program can select an eligible Green Marketer and provide it with the necessary enrollment information. The Green Marketer may offer customers a number of renewable energy service options, including energy from wind, hydropower and bioenergy resources. The Green Marketer charges for the attributes will be in addition to and included on your PSEG Long Island bill. To learn more, visit us at **psegliny.com**.

Proration of Bills – When the charge under a rate code is for a monthly (30-day) billing period, and a bill covers a period of either more or less than 30 days, this charge will be prorated. Prorating is done by adjusting the charge by a ratio of the number of days shown on your bill to 30 days. Charges are also prorated if usage crosses seasonal rates.

Other Charges

Distributed Energy Resources (DER) Charge – the cost of customer programs such as energy efficiency and conservation, as well as new technologies and methods for producing and storing energy.

NY State Assessment – Recovers costs imposed on utilities as per Public Service Law, Article 1 section 18-a(2) and 18-a(6). Payable to the State of New York.

Revenue Based PILOTS & Sales Tax – Payments In Lieu Of Taxes, or PILOTS, are state and local taxes on utility revenues. This does not include property taxes assessed on the electric system, which make up 15% of your bill. Sales tax, if applicable, is shown separately on each bill.

Other Charges cont'd

Suffolk Property Tax Adjustment – The amount collected from Suffolk County customers representing the overpayment of property taxes to the Shoreham taxing jurisdictions from a court-ordered legal settlement dated January 11, 2000.

Revenue Decoupling Adjustment – This billing adjustment is used by utilities to separate, or decouple, revenue from energy sales and encourage programs that help customers use less energy. It balances the actual revenue collected from delivery rates with the authorized revenue target. The adjustment is a credit when excess revenue is refunded to customers or a charge to avoid a shortfall in the revenue required to run and maintain the electric system.

Delivery Service Adjustment – This billing adjustment creates a better way to account for unpredictable costs, including storm repairs, that are part of providing you with electric service. If actual costs are lower than budgeted costs, it is a credit returned to you. If actual costs are higher than budgeted costs, it is a charge. The goal is long-term electric rate stability.

Customer Benefit Contribution (CBC) Charge – The cost of customer-funded public benefit programs. Applicable to net meter customers who connect on or after January 1, 2022.

Late Payment Charge – A late payment charge at the rate of one and one-half percent (1.5%) per monthly billing period will be applied if payment is not received by the “Pay by” date on the bill. Customers who make payments on time under the terms of a deferred payment agreement are not subject to late payment charges. Bills paid by the Department of Social Services or another governmental entity are not subject to late payment charges.

Reconnection Charges – When PSEG Long Island reconnects a customer’s electric service that has been terminated for non-payment of bills, a reconnection charge of eighty dollars (\$80.00) is applied. A reconnection charge of eighty dollars (\$80.00) will also be billed when a customer requests termination of service and then reapplies for service at the same premises within a 12-month period.

Merchant Function Charge (MFC) — administrative and collection related costs associated with procuring electric supply.



PSEG Long Island LLC and its operating subsidiary have been appointed as agent by the Long Island Power Authority to provide the day-to-day management and operations services of its electric utility system.